

2019 MODEL YEAR

# 230 OUTRAGE



### TEST #1

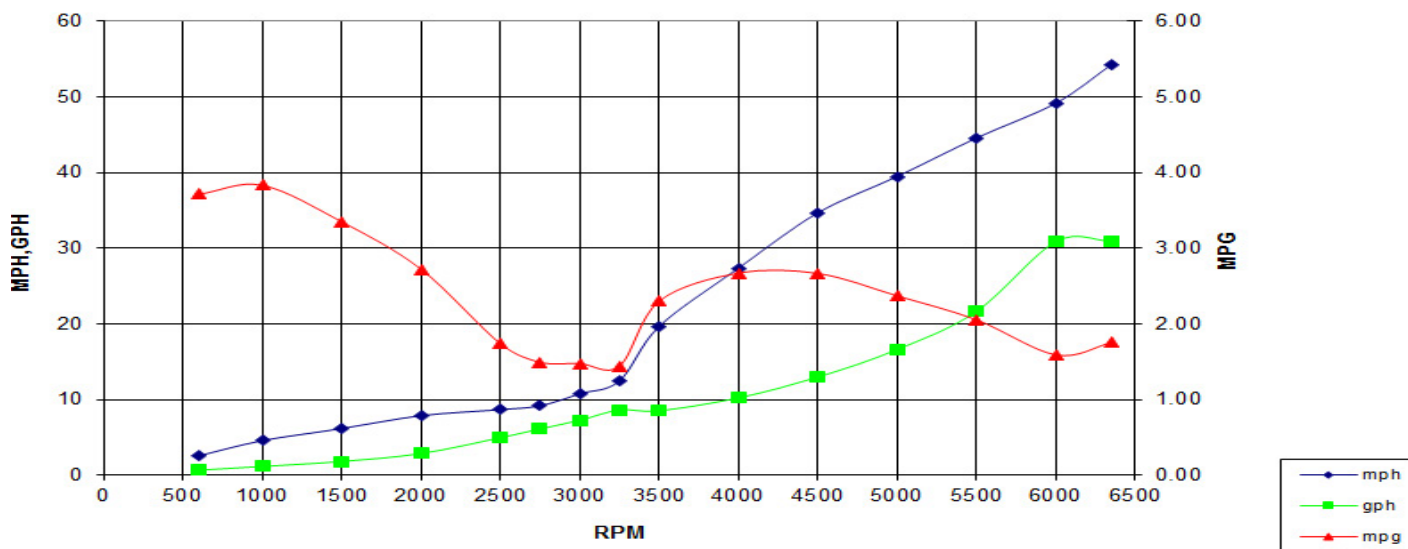
Model: 230 Outrage  
 Hull #: USBWCE1660A616  
 Engine: Mercury 350 Verado  
 Horsepower: 350  
 Gear Ratio: 1.75:1  
 Prop: 14 1/2" x 18" Enertia  
 Fuel Capacity: 107 gallons  
 Notable Options: Hardtop, Premium Package,  
 Windlass, Aft Livewell  
 Test Date: 23-March-2016

### WEIGHT SUMMARY

Dry Weight: 4,979 lbs  
 Fuel: 35 gallons  
 Water: 20 gallons  
 Test Gear: 25 lbs  
 Personnel: 375 lbs  
 Test Weight: 5,761 lbs  
 Water Conditions: 70° F  
 Weather Conditions: 50° F

	Speed			Fuel Consumption			
	RPM	mph	knots	gph	mpg	nmpg	range (mi)
Idle	600	2.6	2.3	0.7	3.71	3.23	358
	1000	4.6	4.0	1.2	3.83	3.33	369
	1500	6.2	5.4	1.9	3.35	2.91	323
	2000	7.9	6.9	2.9	2.72	2.37	262
	2500	8.7	7.6	5.0	1.74	1.51	168
	2750	9.2	8.0	6.2	1.50	1.30	144
	3000	10.8	9.4	7.3	1.48	1.28	142
	3250	12.5	10.9	8.7	1.45	1.25	139
	3500	19.7	17.1	8.6	2.30	2.00	222
	4000	27.4	23.8	10.3	2.67	2.32	257
	4500	34.7	30.1	13.0	2.67	2.32	257
WOT	5000	39.5	34.3	16.7	2.37	2.06	228
	5500	44.6	38.7	21.7	2.06	1.78	198
	6000	49.2	42.7	30.9	1.59	1.38	153
	6350	54.3	47.2	31.0	1.75	1.52	169

Acceleration: time to plane 5.8 secs  
 Idle - 30 mph 9.6 secs



Notes: 1) Speed determined by GPS. Fuel consumption based on total usage by the engines. MPG computed from MPH & GPH. Range based on 90% of total fuel capacity. 2) The performance data shown should be considered valid only for the specific boat whose serial number is shown and on the date this test was performed. Many factors may affect the actual performance of this boat or of similar boats. Such factors include, but are not limited to, installation of certain options such as towers and hard tops, vessel loading and trim, weather and sea conditions, engine condition, propeller condition and hull bottom condition. Boston Whaler makes no guarantee whatsoever that this performance will be repeated on this boat at a later date or at any time on a similarly equipped boat.

2019 MODEL YEAR

# 230 OUTRAGE



## TEST #2

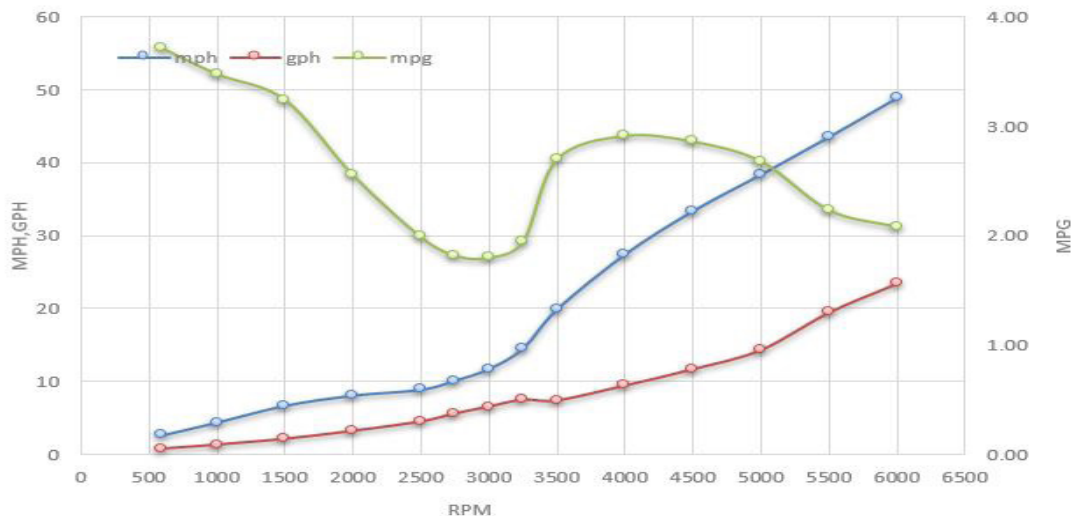
Model: 230 Outrage  
 Hull #: USBWCE2261C818  
 Engine: Mercury 250 V8 AMS  
 Horsepower: 250  
 Gear Ratio: 1.85 : 1  
 Prop: 14 1/2" x 18" Enertia  
 Fuel Capacity: 110 gallons  
 Notable Options: Hardtop, Anchor Windlass,  
 Portable Head, Stereo  
 Test Date: 18-April-2018

## WEIGHT SUMMARY

Dry Weight: N/A  
 Fuel: 42 gallons  
 Water: 0 gallons  
 Test Gear: 20 lbs  
 Personnel: 405 lbs  
 Test Weight: N/A  
 Water Conditions: 70° F  
 Weather Conditions: 69° F

	RPM	Speed		Fuel Consumption			
		mph	knots	gph	mpg	nmpg	range (mi)
Idle	600	2.6	2.3	0.7	3.71	3.23	368
	1000	4.4	3.8	1.3	3.48	3.02	345
	1500	6.7	5.8	2.1	3.24	2.82	321
	2000	8.1	7.0	3.2	2.56	2.22	253
	2500	8.9	7.7	4.5	1.99	1.73	197
	2750	10.1	8.8	5.6	1.82	1.58	180
	3000	11.7	10.2	6.5	1.80	1.56	178
	3250	14.5	12.6	7.5	1.95	1.69	193
	3500	19.9	17.2	7.4	2.70	2.35	267
	4000	27.4	23.8	9.4	2.91	2.53	289
	4500	33.4	29.0	11.7	2.86	2.49	283
WOT	5000	38.4	33.3	14.3	2.68	2.33	266
	5500	43.5	37.8	19.5	2.24	1.94	221
	6000	48.9	42.4	23.5	2.08	1.81	206

**Acceleration:** time to plane 4.9 secs  
 Idle - 30 mph 8.8 secs



Notes: 1) Speed determined by GPS. Fuel consumption based on total usage by the engines. MPG computed from MPH & GPH. Range based on 90% of total fuel capacity. 2) The performance data shown should be considered valid only for the specific boat whose serial number is shown and on the date this test was performed. Many factors may affect the actual performance of this boat or of similar boats. Such factors include, but are not limited to, installation of certain options such as towers and hard tops, vessel loading and trim, weather and sea conditions, engine condition, propeller condition and hull bottom condition. Boston Whaler makes no guarantee whatsoever that this performance will be repeated on this boat at a later date or at any time on a similarly equipped boat.

2019 MODEL YEAR

# 230 OUTRAGE



## TEST #2

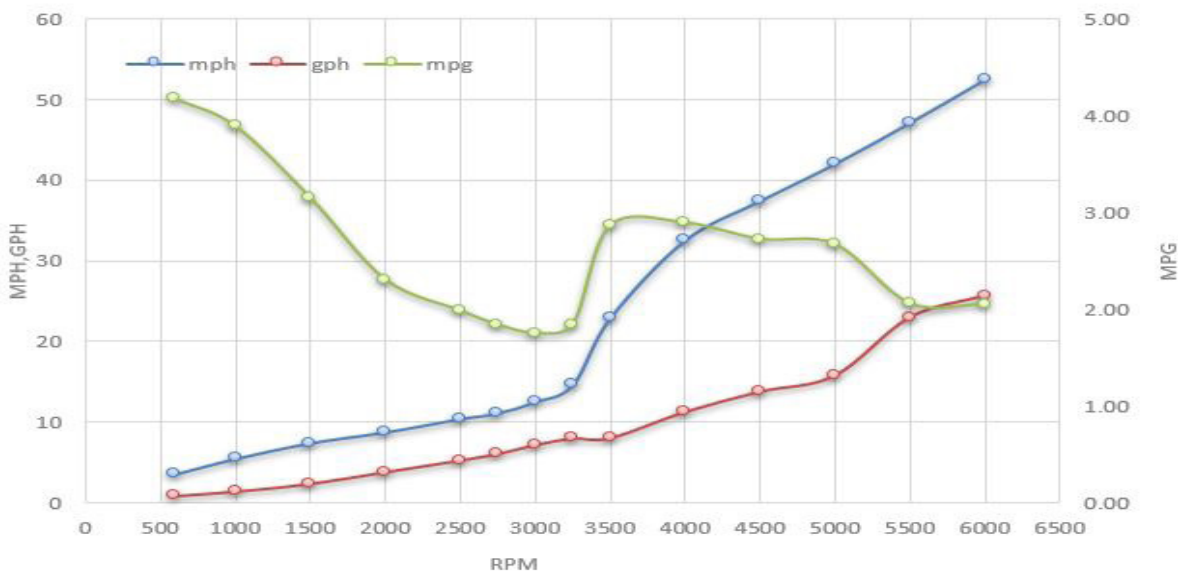
Model: 230 Outrage  
 Hull #: USBWCE2261C818  
 Engine: Mercury 300 V8 AMS  
 Horsepower: 300  
 Gear Ratio: 1.85 : 1  
 Prop: 16" x 18" Enertia  
 Fuel Capacity: 110 gallons  
 Notable Options: Hardtop, Anchor Windlass,  
 Portable Head, Stereo  
 Test Date: 17-April-2018

## WEIGHT SUMMARY

Dry Weight: N/A  
 Fuel: 48 gallons  
 Water: 0 gallons  
 Test Gear: 20 lbs  
 Personnel: 405 lbs  
 Test Weight: N/A  
 Water Conditions: 70° F  
 Weather Conditions: 60° F

	Speed			Fuel Consumption			
	RPM	mph	knots	gph	mpg	nmpg	range (mi)
Idle	600	3.6	3.1	0.9	4.18	3.63	413
	1000	5.5	4.7	1.4	3.89	3.38	385
	1500	7.4	6.4	2.4	3.15	2.73	312
	2000	8.8	7.6	3.8	2.30	2.00	228
	2500	10.4	9.0	5.3	1.98	1.72	196
	2750	11.1	9.6	6.1	1.83	1.59	182
	3000	12.5	10.9	7.2	1.75	1.52	173
	3250	14.6	12.7	8.0	1.84	1.59	182
	3500	22.9	19.9	8.0	2.86	2.49	283
	4000	32.6	28.3	11.3	2.89	2.51	286
	4500	37.5	32.5	13.8	2.72	2.37	270
WOT	5000	42.1	36.5	15.8	2.67	2.32	264
	5500	47.2	40.9	23.0	2.05	1.78	203
	6000	52.5	45.6	25.7	2.05	1.78	203

**Acceleration:** time to plane 4.9 secs  
 Idle - 30 mph 7.6 secs



Notes: 1) Speed determined by GPS. Fuel consumption based on total usage by the engines. MPG computed from MPH & GPH. Range based on 90% of total fuel capacity. 2) The performance data shown should be considered valid only for the specific boat whose serial number is shown and on the date this test was performed. Many factors may affect the actual performance of this boat or of similar boats. Such factors include, but are not limited to, installation of certain options such as towers and hard tops, vessel loading and trim, weather and sea conditions, engine condition, propeller condition and hull bottom condition. Boston Whaler makes no guarantee whatsoever that this performance will be repeated on this boat at a later date or at any time on a similarly equipped boat.

2019 MODEL YEAR

# 230 OUTRAGE



## TEST #2

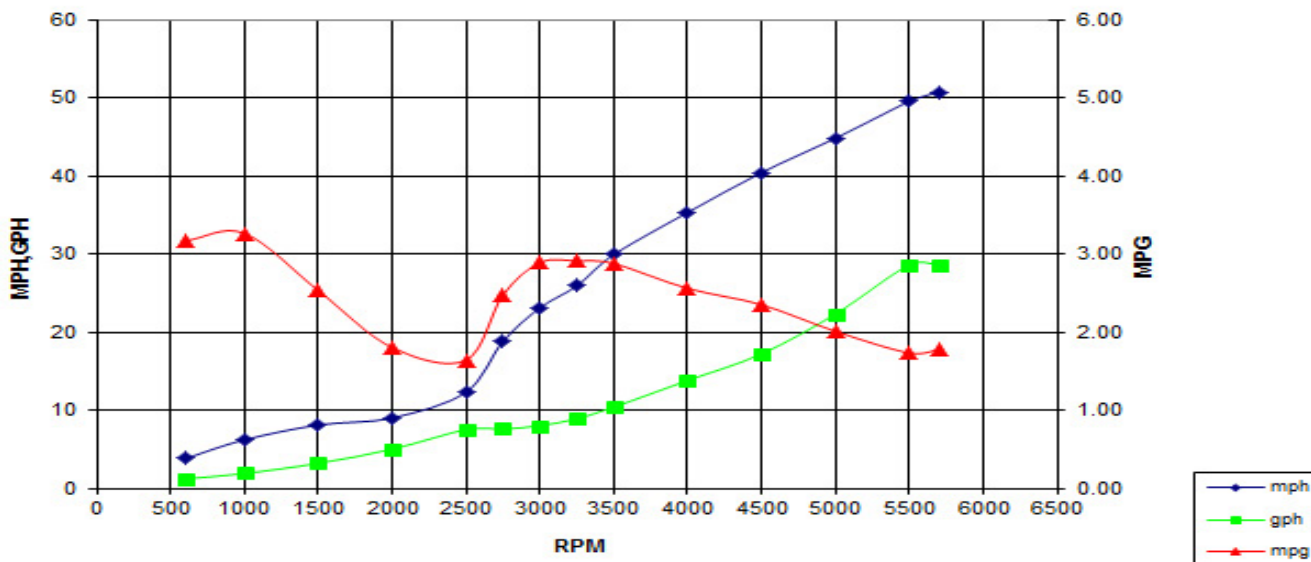
Model: 230 Outrage  
 Hull #: USBWCE0013F617  
 Engine: Mercury Twin 150 Four Stroke  
 Horsepower: 300  
 Gear Ratio: 1.92 : 1  
 Prop: 14 3/8" x 19" Enertia  
 Fuel Capacity: 107 gallons  
 Notable Options: Hardtop, Freshwater, Aft Sunshade  
 Test Date: 11-July-2016

## WEIGHT SUMMARY

Dry Weight: 5,010 lbs  
 Fuel: 56 gallons  
 Water: 0 gallons  
 Test Gear: 25 lbs  
 Personnel: 370 lbs  
 Test Weight: 5,749 lbs  
 Water Conditions: 87° F  
 Weather Conditions: 92° F

	Speed			Fuel Consumption			
	RPM	mph	knots	gph	mpg	nmpg	range (mi)
Idle	600	3.8	3.3	1.2	3.17	2.75	305
	1000	6.2	5.4	1.9	3.26	2.83	314
	1500	8.1	7.0	3.2	2.53	2.20	244
	2000	9.0	7.8	5.0	1.80	1.56	173
	2500	12.3	10.7	7.5	1.64	1.42	158
	2750	18.8	16.3	7.6	2.47	2.15	238
	3000	23.1	20.1	8.0	2.89	2.51	278
	3250	25.9	22.5	8.9	2.91	2.53	280
	3500	29.9	26.0	10.4	2.88	2.50	277
	4000	35.3	30.7	13.8	2.56	2.22	246
	4500	40.4	35.1	17.2	2.35	2.04	228
	5000	44.8	38.9	22.3	2.01	1.74	193
	5500	49.5	43.0	28.6	1.73	1.50	167
WOT	5700	50.7	44.0	28.6	1.77	1.54	171

Acceleration: time to plane 4.8 secs  
 Idle - 30 mph 8.8 secs



Notes: 1) Speed determined by GPS. Fuel consumption based on total usage by the engines. MPG computed from MPH & GPH. Range based on 90% of total fuel capacity. 2) The performance data shown should be considered valid only for the specific boat whose serial number is shown and on the date this test was performed. Many factors may affect the actual performance of this boat or of similar boats. Such factors include, but are not limited to, installation of certain options such as towers and hard tops, vessel loading and trim, weather and sea conditions, engine condition, propeller condition and hull bottom condition. Boston Whaler makes no guarantee whatsoever that this performance will be repeated on this boat at a later date or at any time on a similarly equipped boat.

2019 MODEL YEAR

# 230 OUTRAGE



### 230 Outrage Engine Comparison Graph

